



# Middle East and Africa Building Thermal Insulation Market (2022-2028)

Market Forecast By Material, Applications, Building Types and Countries.

## An Overview

6Wresearch is the premier, one-stop market intelligence and advisory center, known for its best in class business research and consulting activity. We provide industry research reports and consulting services across different industries and geographies which provide industry players an in-depth coverage and help them in being decisive before investing or entering into a particular geography.

6Wresearch understands the growing need of the clients and thus, focuses on emerging markets to provide the customers a product which can fulfill their need of entering into a new geography or segment. We specialize in niche market and emerging geography to enable our clients to find out profitable investment opportunities and maximize their return by getting an early mover advantage.

# 6Wresearch Overview

## An Overview

# 6Wresearch Overview

6Wresearch periodically publishes syndicated research reports, based on unique research models, primarily on niche sectors. The report aims for one-stop solution for various stakeholders, involved in the markets, such as OEM's, Distributors, Investors and Government Agencies.

The reports are particularly helpful for designing entry market penetration strategies. 6Wresearch aims to incorporate all such market dynamics, which are crucial for essential decision-making, such as overall market, key performance indicators, market by various segmentations, market forecasts, competitive landscape & benchmarking, key trends, drivers and restraints.

The reports also covers company profiles of key players in the market

6Wresearch, through its in-house database, tracks various identifies on a periodical basis and strives to opportunities. Thus, we enable our clients to keep abreast with latest market opportunities and the essentials to exploit the market.

# TABLE OF CONTENT

	Description	Slide No.
<b>1. Executive Summary</b>		29
<b>2. Introduction</b>		31
2.1 Report Description		32
2.2 Key Highlights of the Report		33
2.3 Market Scope and Segmentation		34
2.4 Research Methodology		35
2.5 Assumptions		38
<b>3. MEA Building Thermal Insulation Market Overview</b>		39
3.1 MEA Building Thermal Insulation Market Revenues, 2018-2028F		40
3.2 MEA Building Thermal Insulation Market Industry Life Cycle		41
3.3 MEA Building Thermal Insulation Market Porter’s Five Forces Model		42
3.4 MEA Building Thermal Insulation Market Revenue Share, By Materials, 2021 & 2028F		43
3.5 MEA Building Thermal Insulation Market Revenue Share, By Applications, 2021 & 2028F		44
3.6 MEA Building Thermal Insulation Market Revenue Share, By Building Types, 2021 & 2028F		45
3.7 MEA Building Thermal Insulation Market Revenue Share, By Countries, 2021 & 2028F		46

# TABLE OF CONTENT

Description	Slide No.
<b>4. Impact Analysis of COVID-19 on MEA Building Thermal Insulation Market</b>	<b>47</b>
<b>5. MEA Building Thermal Insulation Market Dynamics</b>	<b>49</b>
<b>5.1 Impact Analysis</b>	<b>50</b>
<b>5.2 Market Drivers</b>	<b>51</b>
<b>5.3 Market Restraints</b>	<b>53</b>
<b>6. MEA Building Thermal Insulation Market Trends &amp; Evolution</b>	<b>54</b>
<b>7. Saudi Arabia Building Thermal Insulation Market Overview</b>	<b>56</b>
<b>7.1 Saudi Arabia Building Thermal Insulation Market Revenues, 2018-2028F</b>	<b>57</b>
<b>7.2 Saudi Arabia Building Thermal Insulation Market Revenue Share, By Materials, 2021 &amp; 2028F</b>	<b>58</b>
<b>7.2.1 Saudi Arabia Building Thermal Insulation Market Revenues, By Materials, 2018-2028F</b>	<b>58</b>
<b>7.2.1.1 Saudi Arabia Building Thermal Insulation Market Revenues, By Plastic Foam, 2018-2028F</b>	<b>58</b>
<b>7.2.1.2 Saudi Arabia Building Thermal Insulation Market Revenues, By Wool insulation, 2018-2028F</b>	<b>58</b>
<b>7.3 Saudi Arabia Building Thermal Insulation Market Revenue Share, By Plastic Foam Types, 2021 &amp; 2028F</b>	<b>59</b>
<b>7.3.1 Saudi Arabia Building Thermal Insulation Market Revenues, By Plastic Foam Types, 2018-2028F</b>	<b>59</b>
<b>7.3.1.1 Saudi Arabia Building Thermal Insulation Market Revenues, By Expanded Polystyrene Foam, 2018-2028F</b>	<b>59</b>

# TABLE OF CONTENT

Description	Slide No.
7.3.1.2 Saudi Arabia Building Thermal Insulation Market Revenues, By Extruded Polystyrene Foam, 2018-2028F	59
7.3.1.3 Saudi Arabia Building Thermal Insulation Market Revenues, By Polyurethane & Polyisocyanurate Foam, 2018-2028F	59
7.3.1.4 Saudi Arabia Building Thermal Insulation Market Revenues, By Others (Phenolic Foams) 2018-2028F	59
7.4 Saudi Arabia Building Thermal Insulation Market Revenue Share, By Wool insulation Types, 2021 & 2028F	60
7.4.1 Saudi Arabia Building Thermal Insulation Market Revenues, By Wool insulation Types, 2018-2028F	60
7.4.1.1 Saudi Arabia Building Thermal Insulation Market Revenues, By Glass Wool , 2018-2028F	60
7.4.1.2 Saudi Arabia Building Thermal Insulation Market Revenues, By Stone Wool, 2018-2028F	60
7.4.1.3 Saudi Arabia Building Thermal Insulation Market Revenues, By Others (Cellulose, Aerogel) 2018-2028F	60
7.5 Saudi Arabia Building Thermal Insulation Market Revenue Share, By Applications, 2021 & 2028F	61
7.5.1 Saudi Arabia Building Thermal Insulation Market Revenues, By Applications, 2018-2028F	61
7.5.1.1 Saudi Arabia Building Thermal Insulation Market Revenues, By Roof Insulation, 2018-2028F	61
7.5.1.2 Saudi Arabia Building Thermal Insulation Market Revenues, By Wall Insulation, 2018-2028F	61
7.5.1.3 Saudi Arabia Building Thermal Insulation Market Revenues, By Floor Insulation, 2018-2028F	61
7.6 Saudi Arabia Building Thermal Insulation Market Revenue Share, By Building Types, 2021 & 2028F	62
7.6.1 Saudi Arabia Building Thermal Insulation Market Revenues, By Building Types, 2018-2028F	62

# TABLE OF CONTENT

Description	Slide No.
7.6.1.1 Saudi Arabia Building Thermal Insulation Market Revenues, By Residential, 2018-2028F	62
7.6.1.2 Saudi Arabia Building Thermal Insulation Market Revenues, By Commercial, 2018-2028F	62
7.6.1.3 Saudi Arabia Building Thermal Insulation Market Revenues, By Industrial, 2018-2028F	62
<b>8. UAE Building Thermal Insulation Market Overview</b>	<b>63</b>
8.1 UAE Building Thermal Insulation Market Revenues, 2018-2028F	64
8.2 UAE Building Thermal Insulation Market Revenue Share, By Materials, 2021 & 2028F	65
8.2.1 UAE Building Thermal Insulation Market Revenues, By Materials, 2018-2028F	65
8.2.1.1 UAE Building Thermal Insulation Market Revenues, By Plastic Foam, 2018-2028F	65
8.2.1.2 UAE Building Thermal Insulation Market Revenues, By Wool insulation, 2018-2028F	65
8.3 UAE Building Thermal Insulation Market Revenue Share, By Plastic Foam Types, 2021 & 2028F	66
8.3.1 UAE Building Thermal Insulation Market Revenues, By Plastic Foam Types, 2018-2028F	66
8.3.1.1 UAE Building Thermal Insulation Market Revenues, By Expanded Polystyrene Foam, 2018-2028F	66
8.3.1.2 UAE Building Thermal Insulation Market Revenues, By Extruded Polystyrene Foam, 2018-2028F	66
8.3.1.3 UAE Building Thermal Insulation Market Revenues, By Polyurethane & Polyisocyanurate Foam, 2018-2028F	66
8.3.1.4 UAE Building Thermal Insulation Market Revenues, By Others (Phenolic Foams) 2018-2028F	66

# TABLE OF CONTENT

Description	Slide No.
8.4 UAE Building Thermal Insulation Market Revenue Share, By Wool insulation Types, 2021 & 2028F	67
8.4.1 UAE Building Thermal Insulation Market Revenues, By Wool insulation Types, 2018-2028F	67
8.4.1.1 UAE Building Thermal Insulation Market Revenues, By Glass Wool , 2018-2028F	67
8.4.1.2 UAE Building Thermal Insulation Market Revenues, By Stone Wool, 2018-2028F	67
8.4.1.3 UAE Building Thermal Insulation Market Revenues, By Others (Cellulose, Aerogel) 2018-2028F	67
8.5 UAE Building Thermal Insulation Market Revenue Share, By Applications, 2021 & 2028F	68
8.5.1 UAE Building Thermal Insulation Market Revenues, By Applications, 2018-2028F	68
8.5.1.1 UAE Building Thermal Insulation Market Revenues, By Roof Insulation, 2018-2028F	68
8.5.1.2 UAE Building Thermal Insulation Market Revenues, By Wall Insulation, 2018-2028F	68
8.5.1.3 UAE Building Thermal Insulation Market Revenues, By Floor Insulation, 2018-2028F	68
8.6 UAE Building Thermal Insulation Market Revenue Share, By Building Types, 2021 & 2028F	69
8.6.1 UAE Building Thermal Insulation Market Revenues, By Building Types, 2018-2028F	69
8.6.1.1 UAE Building Thermal Insulation Market Revenues, By Residential, 2018-2028F	69
8.6.1.2 UAE Building Thermal Insulation Market Revenues, By Commercial, 2018-2028F	69
8.6.1.3 UAE Building Thermal Insulation Market Revenues, By Industrial, 2018-2028F	69



# TABLE OF CONTENT

Description	Slide No.
<b>9. South Africa Building Thermal Insulation Market Overview</b>	<b>70</b>
<b>9.1 South Africa Building Thermal Insulation Market Revenues, 2018-2028F</b>	<b>71</b>
<b>9.2 South Africa Building Thermal Insulation Market Revenue Share, By Materials, 2021 &amp; 2028F</b>	<b>72</b>
<b>9.2.1 South Africa Building Thermal Insulation Market Revenues, By Materials, 2018-2028F</b>	<b>72</b>
<b>9.2.1.1 South Africa Building Thermal Insulation Market Revenues, By Plastic Foam, 2018-2028F</b>	<b>72</b>
<b>9.2.1.2 South Africa Building Thermal Insulation Market Revenues, By Wool insulation, 2018-2028F</b>	<b>72</b>
<b>9.3 South Africa Building Thermal Insulation Market Revenue Share, By Plastic Foam Types, 2021 &amp; 2028F</b>	<b>73</b>
<b>9.3.1 South Africa Building Thermal Insulation Market Revenues, By Plastic Foam Types, 2018-2028F</b>	<b>73</b>
<b>9.3.1.1 South Africa Building Thermal Insulation Market Revenues, By Expanded Polystyrene Foam, 2018-2028F</b>	<b>73</b>
<b>9.3.1.2 South Africa Building Thermal Insulation Market Revenues, By Extruded Polystyrene Foam, 2018-2028F</b>	<b>73</b>
<b>9.3.1.3 South Africa Building Thermal Insulation Market Revenues, By Polyurethane &amp; Polyisocyanurate Foam, 2018-2028F</b>	<b>73</b>
<b>9.3.1.4 South Africa Building Thermal Insulation Market Revenues, By Others (Phenolic Foams) 2018-2028F</b>	<b>73</b>
<b>9.4 South Africa Building Thermal Insulation Market Revenue Share, By Wool insulation Types, 2021 &amp; 2028F</b>	<b>74</b>
<b>9.4.1 South Africa Building Thermal Insulation Market Revenues, By Wool insulation Types, 2018-2028F</b>	<b>74</b>
<b>9.4.1.1 South Africa Building Thermal Insulation Market Revenues, By Glass Wool , 2018-2028F</b>	<b>74</b>

# TABLE OF CONTENT

Description	Slide No.
9.4.1.2 South Africa Building Thermal Insulation Market Revenues, By Stone Wool, 2018-2028F	74
9.4.1.3 South Africa Building Thermal Insulation Market Revenues, By Others (Cellulose, Aerogel) 2018-2028F	74
9.5 South Africa Building Thermal Insulation Market Revenue Share, By Applications, 2021 & 2028F	75
9.5.1 South Africa Building Thermal Insulation Market Revenues, By Applications, 2018-2028F	75
9.5.1.1 South Africa Building Thermal Insulation Market Revenues, By Roof Insulation, 2018-2028F	75
9.5.1.2 South Africa Building Thermal Insulation Market Revenues, By Wall Insulation, 2018-2028F	75
9.5.1.3 South Africa Building Thermal Insulation Market Revenues, By Floor Insulation, 2018-2028F	75
9.6 South Africa Building Thermal Insulation Market Revenue Share, By Building Types, 2021 & 2028F	76
9.6.1 South Africa Building Thermal Insulation Market Revenues, By Building Types, 2018-2028F	76
9.6.1.1 South Africa Building Thermal Insulation Market Revenues, By Residential, 2018-2028F	76
9.6.1.2 South Africa Building Thermal Insulation Market Revenues, By Commercial, 2018-2028F	76
9.6.1.3 South Africa Building Thermal Insulation Market Revenues, By Industrial, 2018-2028F	76
<b>10. Egypt Building Thermal Insulation Market Overview</b>	<b>77</b>
10.1 Egypt Building Thermal Insulation Market Revenues, 2018-2028F	78
10.2 Egypt Building Thermal Insulation Market Revenue Share, By Materials, 2021 & 2028F	79

# TABLE OF CONTENT

Description	Slide No.
<b>10.2.1 Egypt Building Thermal Insulation Market Revenues, By Materials, 2018-2028F</b>	<b>79</b>
<b>10.2.1.1 Egypt Building Thermal Insulation Market Revenues, By Plastic Foam, 2018-2028F</b>	<b>79</b>
<b>10.2.1.2 Egypt Building Thermal Insulation Market Revenues, By Wool insulation, 2018-2028F</b>	<b>79</b>
<b>10.3 Egypt Building Thermal Insulation Market Revenue Share, By Plastic Foam Types, 2021 &amp; 2028F</b>	<b>80</b>
<b>10.3.1 Egypt Building Thermal Insulation Market Revenues, By Plastic Foam Types, 2018-2028F</b>	<b>80</b>
<b>10.3.1.1 Egypt Building Thermal Insulation Market Revenues, By Expanded Polystyrene Foam, 2018-2028F</b>	<b>80</b>
<b>10.3.1.2 Egypt Building Thermal Insulation Market Revenues, By Extruded Polystyrene Foam, 2018-2028F</b>	<b>80</b>
<b>10.3.1.3 Egypt Building Thermal Insulation Market Revenues, By Polyurethane &amp; Polyisocyanurate Foam, 2018-2028F</b>	<b>80</b>
<b>10.3.1.4 Egypt Building Thermal Insulation Market Revenues, By Others (Phenolic Foams) 2018-2028F</b>	<b>80</b>
<b>10.4 Egypt Building Thermal Insulation Market Revenue Share, By Wool insulation Types, 2021 &amp; 2028F</b>	<b>81</b>
<b>10.4.1 Egypt Building Thermal Insulation Market Revenues, By Wool insulation Types, 2018-2028F</b>	<b>81</b>
<b>10.4.1.1 Egypt Building Thermal Insulation Market Revenues, By Glass Wool , 2018-2028F</b>	<b>81</b>
<b>10.4.1.2 Egypt Building Thermal Insulation Market Revenues, By Stone Wool, 2018-2028F</b>	<b>81</b>
<b>10.4.1.3 Egypt Building Thermal Insulation Market Revenues, By Others (Cellulose, Aerogel) 2018-2028F</b>	<b>81</b>
<b>10.5 Egypt Building Thermal Insulation Market Revenue Share, By Applications, 2021 &amp; 2028F</b>	<b>82</b>

# TABLE OF CONTENT

Description	Slide No.
10.5.1 Egypt Building Thermal Insulation Market Revenues, By Applications, 2018-2028F	82
10.5.1.1 Egypt Building Thermal Insulation Market Revenues, By Roof Insulation, 2018-2028F	82
10.5.1.2 Egypt Building Thermal Insulation Market Revenues, By Wall Insulation, 2018-2028F	82
10.5.1.3 Egypt Building Thermal Insulation Market Revenues, By Floor Insulation, 2018-2028F	82
10.6 Egypt Building Thermal Insulation Market Revenue Share, By Building Types, 2021 & 2028F	83
10.6.1 Egypt Building Thermal Insulation Market Revenues, By Building Types, 2018-2028F	83
10.6.1.1 Egypt Building Thermal Insulation Market Revenues, By Residential, 2018-2028F	83
10.6.1.2 Egypt Building Thermal Insulation Market Revenues, By Commercial, 2018-2028F	83
10.6.1.3 Egypt Building Thermal Insulation Market Revenues, By Industrial, 2018-2028F	83
11. Qatar Building Thermal Insulation Market Overview	84
11.1 Qatar Building Thermal Insulation Market Revenues, 2018-2028F	85
11.2 Qatar Building Thermal Insulation Market Revenue Share, By Materials, 2021 & 2028F	86
11.2.1 Qatar Building Thermal Insulation Market Revenues, By Materials, 2018-2028F	86
11.2.1.1 Qatar Building Thermal Insulation Market Revenues, By Plastic Foam, 2018-2028F	86
11.2.1.2 Qatar Building Thermal Insulation Market Revenues, By Wool insulation, 2018-2028F	86

# TABLE OF CONTENT

Description	Slide No.
<b>11.3 Qatar Building Thermal Insulation Market Revenue Share, By Plastic Foam Types, 2021 &amp; 2028F</b>	<b>87</b>
<b>11.3.1 Qatar Building Thermal Insulation Market Revenues, By Plastic Foam Types, 2018-2028F</b>	<b>87</b>
<b>11.3.1.1 Qatar Building Thermal Insulation Market Revenues, By Expanded Polystyrene Foam, 2018-2028F</b>	<b>87</b>
<b>11.3.1.2 Qatar Building Thermal Insulation Market Revenues, By Extruded Polystyrene Foam, 2018-2028F</b>	<b>87</b>
<b>11.3.1.3 Qatar Building Thermal Insulation Market Revenues, By Polyurethane &amp; Polyisocyanurate Foam, 2018-2028F</b>	<b>87</b>
<b>11.3.1.4 Qatar Building Thermal Insulation Market Revenues, By Others (Phenolic Foams) 2018-2028F</b>	<b>87</b>
<b>11.4 Qatar Building Thermal Insulation Market Revenue Share, By Wool insulation Types, 2021 &amp; 2028F</b>	<b>88</b>
<b>11.4.1 Qatar Building Thermal Insulation Market Revenues, By Wool insulation Types, 2018-2028F</b>	<b>88</b>
<b>11.4.1.1 Qatar Building Thermal Insulation Market Revenues, By Glass Wool , 2018-2028F</b>	<b>88</b>
<b>11.4.1.2 Qatar Building Thermal Insulation Market Revenues, By Stone Wool, 2018-2028F</b>	<b>88</b>
<b>11.4.1.3 Qatar Building Thermal Insulation Market Revenues, By Others (Cellulose, Aerogel) 2018-2028F</b>	<b>88</b>
<b>11.5 Qatar Building Thermal Insulation Market Revenue Share, By Applications, 2021 &amp; 2028F</b>	<b>89</b>
<b>11.5.1 Qatar Building Thermal Insulation Market Revenues, By Applications, 2018-2028F</b>	<b>89</b>
<b>11.5.1.1 Qatar Building Thermal Insulation Market Revenues, By Roof Insulation, 2018-2028F</b>	<b>89</b>
<b>11.5.1.2 Qatar Building Thermal Insulation Market Revenues, By Wall Insulation, 2018-2028F</b>	<b>89</b>

# TABLE OF CONTENT

Description	Slide No.
11.5.1.3 Qatar Building Thermal Insulation Market Revenues, By Floor Insulation, 2018-2028F	89
11.6 Qatar Building Thermal Insulation Market Revenue Share, By Building Types, 2021 & 2028F	90
11.6.1 Qatar Building Thermal Insulation Market Revenues, By Building Types, 2018-2028F	90
11.6.1.1 Qatar Building Thermal Insulation Market Revenues, By Residential, 2018-2028F	90
11.6.1.2 Qatar Building Thermal Insulation Market Revenues, By Commercial, 2018-2028F	90
11.6.1.3 Qatar Building Thermal Insulation Market Revenues, By Industrial, 2018-2028F	90
<b>12. Oman Building Thermal Insulation Market Overview</b>	<b>91</b>
12.1 Oman Building Thermal Insulation Market Revenues, 2018-2028F	92
12.2 Oman Building Thermal Insulation Market Revenue Share, By Materials, 2021 & 2028F	93
12.2.1 Oman Building Thermal Insulation Market Revenues, By Materials, 2018-2028F	93
12.2.1.1 Oman Building Thermal Insulation Market Revenues, By Plastic Foam, 2018-2028F	93
12.2.1.2 Oman Building Thermal Insulation Market Revenues, By Wool insulation, 2018-2028F	93
12.3 Oman Building Thermal Insulation Market Revenue Share, By Plastic Foam Types, 2021 & 2028F	94
12.3.1 Oman Building Thermal Insulation Market Revenues, By Plastic Foam Types, 2018-2028F	94
12.3.1.1 Oman Building Thermal Insulation Market Revenues, By Expanded Polystyrene Foam, 2018-2028F	94

# TABLE OF CONTENT

Description	Slide No.
12.3.1.2 Oman Building Thermal Insulation Market Revenues, By Extruded Polystyrene Foam, 2018-2028F	94
12.3.1.3 Oman Building Thermal Insulation Market Revenues, By Polyurethane & Polyisocyanurate Foam, 2018-2028F	94
12.3.1.4 Oman Building Thermal Insulation Market Revenues, By Others (Phenolic Foams) 2018-2028F	94
12.4 Oman Building Thermal Insulation Market Revenue Share, By Wool insulation Types, 2021 & 2028F	95
12.4.1 Oman Building Thermal Insulation Market Revenues, By Wool insulation Types, 2018-2028F	95
12.4.1.1 Oman Building Thermal Insulation Market Revenues, By Glass Wool , 2018-2028F	95
12.4.1.2 Oman Building Thermal Insulation Market Revenues, By Stone Wool, 2018-2028F	95
12.4.1.3 Oman Building Thermal Insulation Market Revenues, By Others (Cellulose, Aerogel) 2018-2028F	95
12.5 Oman Building Thermal Insulation Market Revenue Share, By Applications, 2021 & 2028F	96
12.5.1 Oman Building Thermal Insulation Market Revenues, By Applications, 2018-2028F	96
12.5.1.1 Oman Building Thermal Insulation Market Revenues, By Roof Insulation, 2018-2028F	96
12.5.1.2 Oman Building Thermal Insulation Market Revenues, By Wall Insulation, 2018-2028F	96
12.5.1.3 Oman Building Thermal Insulation Market Revenues, By Floor Insulation, 2018-2028F	96
12.6 Oman Building Thermal Insulation Market Revenue Share, By Building Types, 2021 & 2028F	97
12.6.1 Oman Building Thermal Insulation Market Revenues, By Building Types, 2018-2028F	97

# TABLE OF CONTENT

Description	Slide No.
12.6.1.1 Oman Building Thermal Insulation Market Revenues, By Residential, 2018-2028F	97
12.6.1.2 Oman Building Thermal Insulation Market Revenues, By Commercial, 2018-2028F	97
12.6.1.3 Oman Building Thermal Insulation Market Revenues, By Industrial, 2018-2028F	97
<b>13. Kuwait Building Thermal Insulation Market Overview</b>	98
13.1 Kuwait Building Thermal Insulation Market Revenues, 2018-2028F	99
13.2 Kuwait Building Thermal Insulation Market Revenue Share, By Materials, 2021 & 2028F	100
13.2.1 Kuwait Building Thermal Insulation Market Revenues, By Materials, 2018-2028F	100
13.2.1.1 Kuwait Building Thermal Insulation Market Revenues, By Plastic Foam, 2018-2028F	100
13.2.1.2 Kuwait Building Thermal Insulation Market Revenues, By Wool insulation, 2018-2028F	100
13.3 Kuwait Building Thermal Insulation Market Revenue Share, By Plastic Foam Types, 2021 & 2028F	101
13.3.1 Kuwait Building Thermal Insulation Market Revenues, By Plastic Foam Types, 2018-2028F	101
13.3.1.1 Kuwait Building Thermal Insulation Market Revenues, By Expanded Polystyrene Foam, 2018-2028F	101
13.3.1.2 Kuwait Building Thermal Insulation Market Revenues, By Extruded Polystyrene Foam, 2018-2028F	101
13.3.1.3 Kuwait Building Thermal Insulation Market Revenues, By Polyurethane & Polyisocyanurate Foam, 2018-2028F	101
13.3.1.4 Kuwait Building Thermal Insulation Market Revenues, By Others (Phenolic Foams) 2018-2028F	101



# TABLE OF CONTENT

Description	Slide No.
13.4 Kuwait Building Thermal Insulation Market Revenue Share, By Wool insulation Types, 2021 & 2028F	102
13.4.1 Kuwait Building Thermal Insulation Market Revenues, By Wool insulation Types, 2018-2028F	102
13.4.1.1 Kuwait Building Thermal Insulation Market Revenues, By Glass Wool , 2018-2028F	102
13.4.1.2 Kuwait Building Thermal Insulation Market Revenues, By Stone Wool, 2018-2028F	102
13.4.1.3 Kuwait Building Thermal Insulation Market Revenues, By Others (Cellulose, Aerogel) 2018-2028F	102
13.5 Kuwait Building Thermal Insulation Market Revenue Share, By Applications, 2021 & 2028F	103
13.5.1 Kuwait Building Thermal Insulation Market Revenues, By Applications, 2018-2028F	103
13.5.1.1 Kuwait Building Thermal Insulation Market Revenues, By Roof Insulation, 2018-2028F	103
13.5.1.2 Kuwait Building Thermal Insulation Market Revenues, By Wall Insulation, 2018-2028F	103
13.5.1.3 Kuwait Building Thermal Insulation Market Revenues, By Floor Insulation, 2018-2028F	103
13.6 Kuwait Building Thermal Insulation Market Revenue Share, By Building Types, 2021 & 2028F	104
13.6.1 Kuwait Building Thermal Insulation Market Revenues, By Building Types, 2018-2028F	104
13.6.1.1 Kuwait Building Thermal Insulation Market Revenues, By Residential, 2018-2028F	104
13.6.1.2 Kuwait Building Thermal Insulation Market Revenues, By Commercial, 2018-2028F	104
13.6.1.3 Kuwait Building Thermal Insulation Market Revenues, By Industrial, 2018-2028F	104

# TABLE OF CONTENT

Description	Slide No.
<b>14. Morocco Building Thermal Insulation Market Overview</b>	<b>105</b>
<b>14.1 Morocco Building Thermal Insulation Market Revenues, 2018-2028F</b>	<b>106</b>
<b>14.2 Morocco Building Thermal Insulation Market Revenue Share, By Materials, 2021 &amp; 2028F</b>	<b>107</b>
<b>14.2.1 Morocco Building Thermal Insulation Market Revenues, By Materials, 2018-2028F</b>	<b>107</b>
<b>14.2.1.1 Morocco Building Thermal Insulation Market Revenues, By Plastic Foam, 2018-2028F</b>	<b>107</b>
<b>14.2.1.2 Morocco Building Thermal Insulation Market Revenues, By Wool insulation, 2018-2028F</b>	<b>107</b>
<b>14.3 Morocco Building Thermal Insulation Market Revenue Share, By Plastic Foam Types, 2021 &amp; 2028F</b>	<b>108</b>
<b>14.3.1 Morocco Building Thermal Insulation Market Revenues, By Plastic Foam Types, 2018-2028F</b>	<b>108</b>
<b>14.3.1.1 Morocco Building Thermal Insulation Market Revenues, By Expanded Polystyrene Foam, 2018-2028F</b>	<b>108</b>
<b>14.3.1.2 Morocco Building Thermal Insulation Market Revenues, By Extruded Polystyrene Foam, 2018-2028F</b>	<b>108</b>
<b>14.3.1.3 Morocco Building Thermal Insulation Market Revenues, By Polyurethane &amp; Polyisocyanurate Foam, 2018-2028F</b>	<b>108</b>
<b>14.3.1.4 Morocco Building Thermal Insulation Market Revenues, By Others (Phenolic Foams) 2018-2028F</b>	<b>108</b>
<b>14.4 Morocco Building Thermal Insulation Market Revenue Share, By Wool insulation Types, 2021 &amp; 2028F</b>	<b>109</b>
<b>14.4.1 Morocco Building Thermal Insulation Market Revenues, By Wool insulation Types, 2018-2028F</b>	<b>109</b>
<b>14.4.1.1 Morocco Building Thermal Insulation Market Revenues, By Glass Wool , 2018-2028F</b>	<b>109</b>

# TABLE OF CONTENT

Description	Slide No.
14.4.1.2 Morocco Building Thermal Insulation Market Revenues, By Stone Wool, 2018-2028F	109
14.4.1.3 Morocco Building Thermal Insulation Market Revenues, By Others (Cellulose, Aerogel) 2018-2028F	109
14.5 Morocco Building Thermal Insulation Market Revenue Share, By Applications, 2021 & 2028F	110
14.5.1 Morocco Building Thermal Insulation Market Revenues, By Applications, 2018-2028F	110
14.5.1.1 Morocco Building Thermal Insulation Market Revenues, By Roof Insulation, 2018-2028F	110
14.5.1.2 Morocco Building Thermal Insulation Market Revenues, By Wall Insulation, 2018-2028F	110
14.5.1.3 Morocco Building Thermal Insulation Market Revenues, By Floor Insulation, 2018-2028F	110
14.6 Morocco Building Thermal Insulation Market Revenue Share, By Building Types, 2021 & 2028F	111
14.6.1 Morocco Building Thermal Insulation Market Revenues, By Building Types, 2018-2028F	111
14.6.1.1 Morocco Building Thermal Insulation Market Revenues, By Residential, 2018-2028F	111
14.6.1.2 Morocco Building Thermal Insulation Market Revenues, By Commercial, 2018-2028F	111
14.6.1.3 Morocco Building Thermal Insulation Market Revenues, By Industrial, 2018-2028F	111
<b>15. Algeria Building Thermal Insulation Market Overview</b>	112
15.1 Algeria Building Thermal Insulation Market Revenues, 2018-2028F	113
15.2 Algeria Building Thermal Insulation Market Revenue Share, By Materials, 2021 & 2028F	114

# TABLE OF CONTENT

Description	Slide No.
15.2.1 Algeria Building Thermal Insulation Market Revenues, By Materials, 2018-2028F	114
15.2.1.1 Algeria Building Thermal Insulation Market Revenues, By Plastic Foam, 2018-2028F	114
15.2.1.2 Algeria Building Thermal Insulation Market Revenues, By Wool insulation, 2018-2028F	114
15.3 Algeria Building Thermal Insulation Market Revenue Share, By Plastic Foam Types, 2021 & 2028F	115
15.3.1 Algeria Building Thermal Insulation Market Revenues, By Plastic Foam Types, 2018-2028F	115
15.3.1.1 Algeria Building Thermal Insulation Market Revenues, By Expanded Polystyrene Foam, 2018-2028F	115
15.3.1.2 Algeria Building Thermal Insulation Market Revenues, By Extruded Polystyrene Foam, 2018-2028F	115
15.3.1.3 Algeria Building Thermal Insulation Market Revenues, By Polyurethane & Polyisocyanurate Foam, 2018-2028F	115
15.3.1.4 Algeria Building Thermal Insulation Market Revenues, By Others (Phenolic Foams) 2018-2028F	115
15.4 Algeria Building Thermal Insulation Market Revenue Share, By Wool insulation Types, 2021 & 2028F	116
15.4.1 Algeria Building Thermal Insulation Market Revenues, By Wool insulation Types, 2018-2028F	116
15.4.1.1 Algeria Building Thermal Insulation Market Revenues, By Glass Wool , 2018-2028F	116
15.4.1.2 Algeria Building Thermal Insulation Market Revenues, By Stone Wool, 2018-2028F	116
15.4.1.3 Algeria Building Thermal Insulation Market Revenues, By Others (Cellulose, Aerogel) 2018-2028F	116
15.5 Algeria Building Thermal Insulation Market Revenue Share, By Applications, 2021 & 2028F	117

# TABLE OF CONTENT

Description	Slide No.
<b>15.5.1 Algeria Building Thermal Insulation Market Revenues, By Applications, 2018-2028F</b>	<b>117</b>
<b>15.5.1.1 Algeria Building Thermal Insulation Market Revenues, By Roof Insulation, 2018-2028F</b>	<b>117</b>
<b>15.5.1.2 Algeria Building Thermal Insulation Market Revenues, By Wall Insulation, 2018-2028F</b>	<b>117</b>
<b>15.5.1.3 Algeria Building Thermal Insulation Market Revenues, By Floor Insulation, 2018-2028F</b>	<b>117</b>
<b>15.6 Algeria Building Thermal Insulation Market Revenue Share, By Building Types, 2021 &amp; 2028F</b>	<b>118</b>
<b>15.6.1 Algeria Building Thermal Insulation Market Revenues, By Building Types, 2018-2028F</b>	<b>118</b>
<b>15.6.1.1 Algeria Building Thermal Insulation Market Revenues, By Residential, 2018-2028F</b>	<b>118</b>
<b>15.6.1.2 Algeria Building Thermal Insulation Market Revenues, By Commercial, 2018-2028F</b>	<b>118</b>
<b>15.6.1.3 Algeria Building Thermal Insulation Market Revenues, By Industrial, 2018-2028F</b>	<b>118</b>
<b>16. Nigeria Building Thermal Insulation Market Overview</b>	<b>119</b>
<b>16.1 Nigeria Building Thermal Insulation Market Revenues, 2018-2028F</b>	<b>120</b>
<b>16.2 Nigeria Building Thermal Insulation Market Revenue Share, By Materials, 2021 &amp; 2028F</b>	<b>121</b>
<b>16.2.1 Nigeria Building Thermal Insulation Market Revenues, By Materials, 2018-2028F</b>	<b>121</b>
<b>16.2.1.1 Nigeria Building Thermal Insulation Market Revenues, By Plastic Foam, 2018-2028F</b>	<b>121</b>
<b>16.2.1.2 Nigeria Building Thermal Insulation Market Revenues, By Wool insulation, 2018-2028F</b>	<b>121</b>

# TABLE OF CONTENT

Description	Slide No.
<b>16.3 Nigeria Building Thermal Insulation Market Revenue Share, By Plastic Foam Types, 2021 &amp; 2028F</b>	<b>122</b>
<b>16.3.1 Nigeria Building Thermal Insulation Market Revenues, By Plastic Foam Types, 2018-2028F</b>	<b>122</b>
<b>16.3.1.1 Nigeria Building Thermal Insulation Market Revenues, By Expanded Polystyrene Foam, 2018-2028F</b>	<b>122</b>
<b>16.3.1.2 Nigeria Building Thermal Insulation Market Revenues, By Extruded Polystyrene Foam, 2018-2028F</b>	<b>122</b>
<b>16.3.1.3 Nigeria Building Thermal Insulation Market Revenues, By Polyurethane &amp; Polyisocyanurate Foam, 2018-2028F</b>	<b>122</b>
<b>16.3.1.4 Nigeria Building Thermal Insulation Market Revenues, By Others (Phenolic Foams) 2018-2028F</b>	<b>122</b>
<b>16.4 Nigeria Building Thermal Insulation Market Revenue Share, By Wool insulation Types, 2021 &amp; 2028F</b>	<b>123</b>
<b>16.4.1 Nigeria Building Thermal Insulation Market Revenues, By Wool insulation Types, 2018-2028F</b>	<b>123</b>
<b>16.4.1.1 Nigeria Building Thermal Insulation Market Revenues, By Glass Wool , 2018-2028F</b>	<b>123</b>
<b>16.4.1.2 Nigeria Building Thermal Insulation Market Revenues, By Stone Wool, 2018-2028F</b>	<b>123</b>
<b>16.4.1.3 Nigeria Building Thermal Insulation Market Revenues, By Others (Cellulose, Aerogel) 2018-2028F</b>	<b>123</b>
<b>16.5 Nigeria Building Thermal Insulation Market Revenue Share, By Applications, 2021 &amp; 2028F</b>	<b>124</b>
<b>16.5.1 Nigeria Building Thermal Insulation Market Revenues, By Applications, 2018-2028F</b>	<b>124</b>
<b>16.5.1.1 Nigeria Building Thermal Insulation Market Revenues, By Roof Insulation, 2018-2028F</b>	<b>124</b>
<b>16.5.1.2 Nigeria Building Thermal Insulation Market Revenues, By Wall Insulation, 2018-2028F</b>	<b>124</b>

# TABLE OF CONTENT

Description	Slide No.
16.5.1.3 Nigeria Building Thermal Insulation Market Revenues, By Floor Insulation, 2018-2028F	124
16.6 Nigeria Building Thermal Insulation Market Revenue Share, By Building Types, 2021 & 2028F	125
16.6.1 Nigeria Building Thermal Insulation Market Revenues, By Building Types, 2018-2028F	125
16.6.1.1 Nigeria Building Thermal Insulation Market Revenues, By Residential, 2018-2028F	125
16.6.1.2 Nigeria Building Thermal Insulation Market Revenues, By Commercial, 2018-2028F	125
16.6.1.3 Nigeria Building Thermal Insulation Market Revenues, By Industrial, 2018-2028F	125
<b>17. Kenya Building Thermal Insulation Market Overview</b>	126
17.1 Kenya Building Thermal Insulation Market Revenues, 2018-2028F	127
17.2 Kenya Building Thermal Insulation Market Revenue Share, By Materials, 2021 & 2028F	128
17.2.1 Kenya Building Thermal Insulation Market Revenues, By Materials, 2018-2028F	128
17.2.1.1 Kenya Building Thermal Insulation Market Revenues, By Plastic Foam, 2018-2028F	128
17.2.1.2 Kenya Building Thermal Insulation Market Revenues, By Wool insulation, 2018-2028F	128
17.3 Kenya Building Thermal Insulation Market Revenue Share, By Plastic Foam Types, 2021 & 2028F	129
17.3.1 Kenya Building Thermal Insulation Market Revenues, By Plastic Foam Types, 2018-2028F	129
17.3.1.1 Kenya Building Thermal Insulation Market Revenues, By Expanded Polystyrene Foam, 2018-2028F	129

# TABLE OF CONTENT

Description	Slide No.
17.3.1.2 Kenya Building Thermal Insulation Market Revenues, By Extruded Polystyrene Foam, 2018-2028F	129
17.3.1.3 Kenya Building Thermal Insulation Market Revenues, By Polyurethane & Polyisocyanurate Foam, 2018-2028F	129
17.3.1.4 Kenya Building Thermal Insulation Market Revenues, By Others (Phenolic Foams) 2018-2028F	129
17.4 Kenya Building Thermal Insulation Market Revenue Share, By Wool insulation Types, 2021 & 2028F	130
17.4.1 Kenya Building Thermal Insulation Market Revenues, By Wool insulation Types, 2018-2028F	130
17.4.1.1 Kenya Building Thermal Insulation Market Revenues, By Glass Wool , 2018-2028F	130
17.4.1.2 Kenya Building Thermal Insulation Market Revenues, By Stone Wool, 2018-2028F	130
17.4.1.3 Kenya Building Thermal Insulation Market Revenues, By Others (Cellulose, Aerogel) 2018-2028F	130
17.5 Kenya Building Thermal Insulation Market Revenue Share, By Applications, 2021 & 2028F	131
17.5.1 Kenya Building Thermal Insulation Market Revenues, By Applications, 2018-2028F	131
17.5.1.1 Kenya Building Thermal Insulation Market Revenues, By Roof Insulation, 2018-2028F	131
17.5.1.2 Kenya Building Thermal Insulation Market Revenues, By Wall Insulation, 2018-2028F	131
17.5.1.3 Kenya Building Thermal Insulation Market Revenues, By Floor Insulation, 2018-2028F	131
17.6 Kenya Building Thermal Insulation Market Revenue Share, By Building Types, 2021 & 2028F	132
17.6.1 Kenya Building Thermal Insulation Market Revenues, By Building Types, 2018-2028F	132



# TABLE OF CONTENT

Description	Slide No.
17.6.1.1 Kenya Building Thermal Insulation Market Revenues, By Residential, 2018-2028F	132
17.6.1.2 Kenya Building Thermal Insulation Market Revenues, By Commercial, 2018-2028F	132
17.6.1.3 Kenya Building Thermal Insulation Market Revenues, By Industrial, 2018-2028F	132
<b>18. Sudan Building Thermal Insulation Market Overview</b>	<b>133</b>
18.1 Sudan Building Thermal Insulation Market Revenues, 2018-2028F	134
18.2 Sudan Building Thermal Insulation Market Revenue Share, By Materials, 2021 & 2028F	135
18.2.1 Sudan Building Thermal Insulation Market Revenues, By Materials, 2018-2028F	135
18.2.1.1 Sudan Building Thermal Insulation Market Revenues, By Plastic Foam, 2018-2028F	135
18.2.1.2 Sudan Building Thermal Insulation Market Revenues, By Wool insulation, 2018-2028F	135
18.3 Sudan Building Thermal Insulation Market Revenue Share, By Plastic Foam Types, 2021 & 2028F	136
18.3.1 Sudan Building Thermal Insulation Market Revenues, By Plastic Foam Types, 2018-2028F	136
18.3.1.1 Sudan Building Thermal Insulation Market Revenues, By Expanded Polystyrene Foam, 2018-2028F	136
18.3.1.2 Sudan Building Thermal Insulation Market Revenues, By Extruded Polystyrene Foam, 2018-2028F	136
18.3.1.3 Sudan Building Thermal Insulation Market Revenues, By Polyurethane & Polyisocyanurate Foam, 2018-2028F	136
18.3.1.4 Sudan Building Thermal Insulation Market Revenues, By Others (Phenolic Foams) 2018-2028F	136

# TABLE OF CONTENT

Description	Slide No.
<b>18.4 Sudan Building Thermal Insulation Market Revenue Share, By Wool insulation Types, 2021 &amp; 2028F</b>	<b>137</b>
<b>18.4.1 Sudan Building Thermal Insulation Market Revenues, By Wool insulation Types, 2018-2028F</b>	<b>137</b>
<b>18.4.1.1 Sudan Building Thermal Insulation Market Revenues, By Glass Wool , 2018-2028F</b>	<b>137</b>
<b>18.4.1.2 Sudan Building Thermal Insulation Market Revenues, By Stone Wool, 2018-2028F</b>	<b>137</b>
<b>18.4.1.3 Sudan Building Thermal Insulation Market Revenues, By Others (Cellulose, Aerogel) 2018-2028F</b>	<b>137</b>
<b>18.5 Sudan Building Thermal Insulation Market Revenue Share, By Applications, 2021 &amp; 2028F</b>	<b>138</b>
<b>18.5.1 Sudan Building Thermal Insulation Market Revenues, By Applications, 2018-2028F</b>	<b>138</b>
<b>18.5.1.1 Sudan Building Thermal Insulation Market Revenues, By Roof Insulation, 2018-2028F</b>	<b>138</b>
<b>18.5.1.2 Sudan Building Thermal Insulation Market Revenues, By Wall Insulation, 2018-2028F</b>	<b>138</b>
<b>18.5.1.3 Sudan Building Thermal Insulation Market Revenues, By Floor Insulation, 2018-2028F</b>	<b>138</b>
<b>18.6 Sudan Building Thermal Insulation Market Revenue Share, By Building Types, 2021 &amp; 2028F</b>	<b>139</b>
<b>18.6.1 Sudan Building Thermal Insulation Market Revenues, By Building Types, 2018-2028F</b>	<b>139</b>
<b>18.6.1.1 Sudan Building Thermal Insulation Market Revenues, By Residential, 2018-2028F</b>	<b>139</b>
<b>18.6.1.2 Sudan Building Thermal Insulation Market Revenues, By Commercial, 2018-2028F</b>	<b>139</b>
<b>18.6.1.3 Sudan Building Thermal Insulation Market Revenues, By Industrial, 2018-2028F</b>	<b>139</b>

# TABLE OF CONTENT

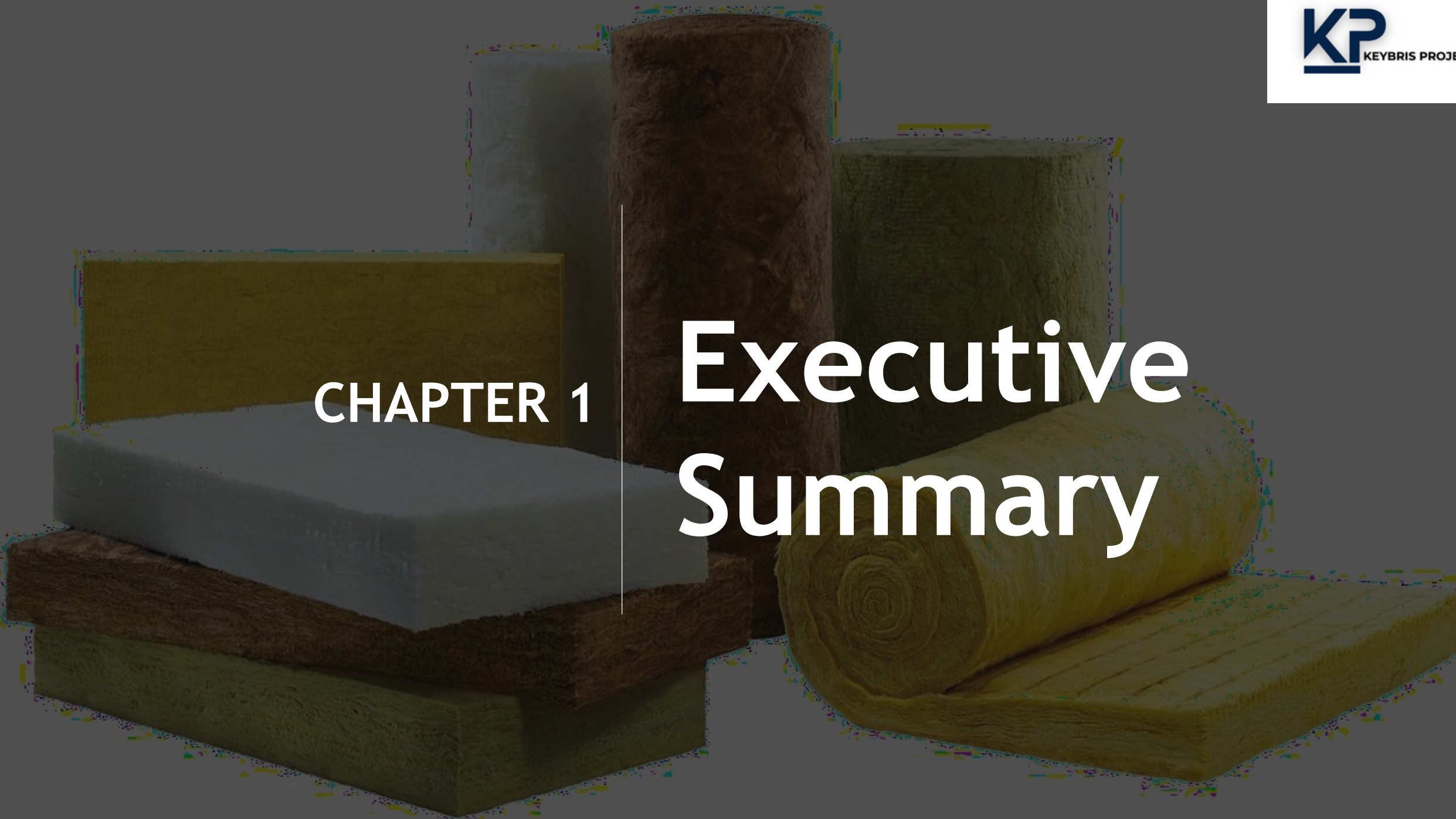
	Description	Slide No.
<b>19. MEA Building Thermal Insulation Market Key Performance Indicators</b>		140
<b>20. MEA Building Thermal Insulation Market Opportunity Assessment</b>		145
	20.1 MEA Building Thermal Insulation Market Opportunity Assessment, By Materials, 2028F	146
	20.2 MEA Building Thermal Insulation Market Opportunity Assessment, By Applications, 2028F	147
	20.3 MEA Building Thermal Insulation Market Opportunity Assessment, By Building Types, 2028F	148
<b>21. MEA Building Thermal Insulation Market Competitive Landscape</b>		149
	21.1 MEA Building Thermal Insulation Market Revenue Ranking, By Companies	150
	21.2 MEA Building Thermal Insulation Market Competitive Benchmarking, By Operating Parameters	151
<b>22. Company Profiles</b>		156
	22.1 BASF SE	157
	22.2 Saint-Gobain S.A.	158
	22.3 Dow Chemical Company	159
	22.4 Electronic & Engineering Industries Co. LLC (EEI)	160
	22.5 Emirates Extruded Polystyrene LLC	161
	22.6 Huntsman International LLC	162

# TABLE OF CONTENT

	Description	Slide No.
22.7 Kingspan Group		163
22.8 Knauf Insulation Inc		164
22.9 Owens corning		165
22.10 Rockwool		166
23. Key Strategic Recommendations		167
24. Disclaimer		169

CHAPTER 1

# Executive Summary

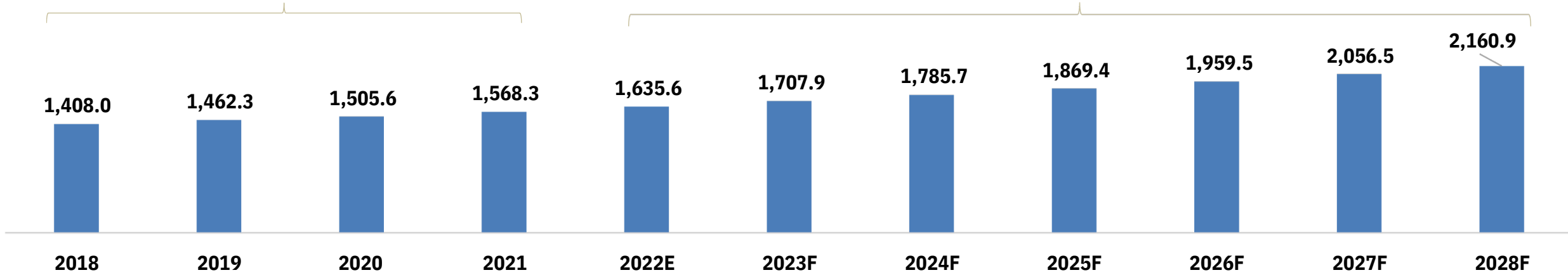


# MEA Building Thermal Insulation Market Overview

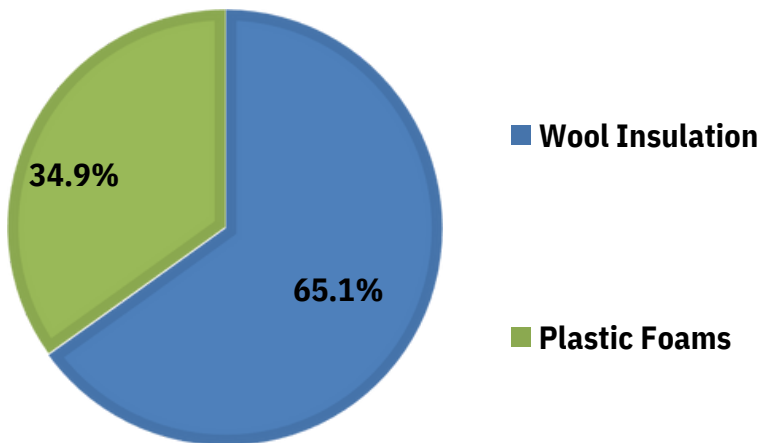
## MEA Building Thermal Insulation Market Revenues, 2018-2028F (\$ Million)

Revenue CAGR 2018-21 – 3.7%

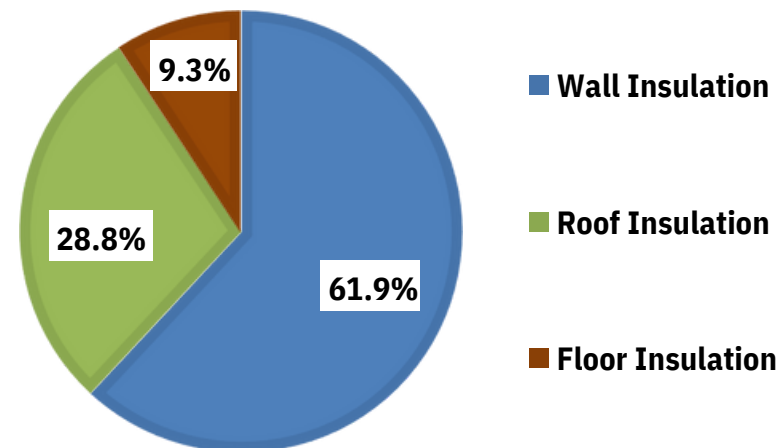
Revenue CAGR 2022E-28F – 4.8%



MEA Building Thermal Insulation Market Revenue Share, By Materials, 2021



MEA Building Thermal Insulation Market Revenue Share, By Applications, 2021



MEA Building Thermal Insulation Market Revenue Share, By Building Types, 2021

